	Model :	8M21G660/5	Date :	02/08/21
	PowerKit Engine Datasheet - DCP		Page :	1 / 4

Ratings


RPM	Gross Engine Output		Net Engine Output	
	Data Centre Power (DCP)		Data Centre Power (DCP)	
	kWm	BHP	kWm	BHP
1500	530	711	498	668

¹ kWm = 1,34102 BHP

Basic data

Engine model	8M21G660/5
N° of Cylinders / Valves	8 / 32
Cylinders arrangement	At Vee
Bore x Stroke (mm)	127 x 165
Displacement (L)	16.72
Thermodynamic Cycle	Diesel 4 stroke
Mean Piston Speed (m/s)	8.25
BMEP (Bar)	27.75
Cooling System	Liquid (water + 50% antifreeze)
Injection System	Direct
Fuel System	High Pressure Common Rail
Aspiration	Turbocharged and Aftercooled
Compression ratio	15 : 1
Flywheel housing	SAE 1
Flywheel	14"
N° of teeth on flywheel ring gear	141
Inertia of flywheel (kg·m ²)	1.42
Inertia of crankshaft (kg·m ²)	0.35
Emission standard	N/A
Overall Dimensions with radiator (Length x Width x Height) (mm)	2062 x 1345 x 1618
Engine dry weight without radiator and without radiator pipes (kg)	1477
Engine dry weight with radiator and radiator pipes (kg)	1819
Engine wet weight with radiator (includes oil, coolant) (kg)	1961

DPK-TDS-EN-8M21-0005-21-08-02 Moteurs Baudouin reserve the right to modify these specifications, without notice. Document not contractual.

	Model :	8M21 G660/5	Date :	02/08/21
	PowerKit Engine Datasheet - DCP		Page :	2 / 4

Air intake system

Air intake temperature rise (°C)	≤ 15
Air intake restriction clean filter (mBar)	≤ 35
Air intake restriction dirty filter (mBar)	≤ 65
Recommended air flow @ DCP (m ³ /min)	32.6
Min. diameter of intake pipe (mm)	140

Aftercooling system

Aftercooler system type	Air to Air
Max. intake temperature @ 25°C ambient temperature (°C)	55
Max. difference between intake temperature and ambient temperature (°C)	30
Max. intake pressure drop of aftercooler (mBar).....	120

Lubrication system


Oil capacity Low / High (L)	37 / 44
Oil pressure in normal condition idle speed (Bar)	1.3 - 2.5
Oil pressure in normal condition at 1500 Rpm @ DCP (Bar)	4 - 6
Lowest oil pressure alarm (shutdown) (Bar)	1.2
Max. oil temperature (°C)	107
Oil flow at 1500 Rpm (L/min)	260 - 280
Oil fuel consumption ratio based on engine fuel consumption data	≤ 0.2 %
Total system capacity (including filters) (L)	45

Heat balance test data (with ambient temperature 30 °C)

Total heat dissipation @ DCP (kJ/s)	886.2
- Heat Rejection to Jacket Water @ DCP (kJ/s)	232
- Heat Rejection to AfterCooler @ DCP (kJ/s)	155.7
- Radiated Heat to Ambient @ DCP (kJ/s)	70.4
- Heat Rejected to Exhaust @ DCP (kJ/s)	428.1

Exhaust system

Max. exhaust back pressure (mBar)	75
Max. exhaust temperature before turbocharger (°C)	720
Max. exhaust temperature after turbocharger (°C)	600
Exhaust flow @ DCP (m ³ /min)	110.3
Min. diameter of exhaust pipe (mm)	128
Max. bending moment of exhaust gas exit flange (Nm)	18

	Model :	8M21 G660/5	Date :	02/08/21
	PowerKit Engine Datasheet - DCP		Page :	3 / 4

Cooling system with standard radiator version 2020

System designed for ambient temperature up to (°C) ¹	55
Radiator type	Mechanical
Fan type	Belt driven pusher
Min. inside diameter of coolant outlet pipe (mm)	80
Coolant capacity of radiator and pipes (L)	70
Coolant alarm (shutdown) temperature (°C)	103
Thermostat opening temperature / full open temperature (°C)	83 / 91
Max. additional restriction for external cooling circuit (Bar)	0.26
Coolant capacity of the engine (L)	31
Cooling fan airflow (m ³ /min)	800
Fan absorbed power (kW)	30
Additional restriction (for reference) - Duct allowance (Pa)	50

Fuel system

Governor	ECU
Governor steady state speed stability at constant load (ISO 8528-5 Class G3) ²	≤ +/- 0.5 %
Max. restriction at fuel inlet (Bar)	0.65
Max. pressure at fuel inlet (Bar)	0.35
Max. fuel return restriction (Bar)	0.8
Max. fuel inlet temperature (°C)	50
Fuel supply flow (L/hr)	950
Min. internal diameter of inlet pipe (mm)	12
Min. internal diameter of return pipe (mm)	12


Electrical system

Electrical system voltage (negative to ground) (Vdc)	24
Starter power (kW)	8.5
Battery charger current (A)	70
Battery charger absorbed power (kW)	1,96
Max. electric resistance of starting circuit (Ω)	0.002
Min. sectional area of wire (mm ²)	70
Min. cold start temperature without auxiliary starting device (°C) ³	-10
Min. cold start temperature with auxiliary starting device (°C) ³	-35

¹ The indicated value is based on the AOT value of 50°C for an engine tested at 100% of the DCP Power, reflecting temperature in an open condition, without an enclosure or container, without any airflow obstruction in the front of the radiator, without air recirculation, with free exhaust gas exit and with the engine thermostatic valve in its full open condition, without a closing plate present. The reference air restriction is equal to 50Pa. For the equivalent ATB (Air-to-Boil) performance in a customer or project basis, please consult Baudouin Application Engineering.

² This refers only to the frequency response of the engine and should not be confused with the performance class of the Generator Set, which is subject to additional contributing factors such as alternator selection and control settings.

³ Engines used in emergency standby application or applications that require immediate start under load, they must be equipped with coolant heaters. Baudouin recommend heaters installation to be executed by providing constant coolant circulation across all the engine components. Two heaters are required for V-type engines, one per each side.

	Model : 8M21 G660/5	Date : 02/08/21
	PowerKit Engine Datasheet - DCP	

Noise

Diesel engine noise (Acoustic power level) (dB(A))	112.9
Noise - upper side (dB(A))	98.7
Noise - right side (view from flywheel) (dB(A))	100.6
Noise - left side (view from flywheel) (dB(A))	100.8
Noise – front (radiator) side (dB(A))	98.9
Noise – rear (flywheel) side (dB(A))	99.8

Notes :

- Noise test made at 100% of the power, at 1 mt. distance, on engine without radiator, without cooling fan and without silencer.
- Noise test refers to GB/T 1859 norm : "Reciprocating internal combustion engines. Measurement of emitted airborne noise. Engineering method and survey method".

Fuel consumption

Rating	gr/kWh	L/hr
100% DCP	196.9	124.2
75% DCP	201.5	95.4
50% DCP	205.2	64.7
25% DCP	221	34.9
Fuel consumption tolerance + 3 %		

Ratings definitions

Data Centre Power (DCP)

Data Centre Power is defined as being the maximum power which a generating set is capable of delivering while supplying a variable or continuous electrical load and during unlimited run hours. Depending on the sites to supply and the availability of reliable utility, the generating set manufacturer is responsible to define what power level he is able to supply to fulfil that requirement including hardware or software or maintenance plan adaptation.

Note : The engine driven alternating current generating set is a reliable source of power for the data centre and it can be also used to back up a reliable utility. Prolonged operation at load in parallel with a utility is not permitted.

Uptime Compliant

This engine rating is compliant with Uptime certified installations

- All ratings are based on operating conditions under ISO 8528-1:2018, ISO 3046, DIN6271. Performance tolerance of $\pm 5\%$.
- Test conditions : 100 kPa, 25°C air inlet temperature, relative humidity of 30%, with fuel density 0.84 kg/L. Derating may be required for conditions outside these; please contact the factory for details.
- Power output curves are based on the engine operating with fuel system, water pump and lubricating oil pump; not included are battery charging alternator, fan and optional equipment.