
	Model :	<b>6M33G2D0/6</b>	Date :	17/07/20
	<b>PowerKit Engine Datasheet</b>		Page :	1 / 4

## Ratings

RPM	Gross Engine Output				Net Engine Output			
	COP		PRP		COP kWm		PRP kWm	
	kWm	BHP	kWm	BHP	kWm	BHP	kWm	BHP
1800	515	690.1	610	817.4	484.2	652	579.2	779.3

## Basic data

Engine model	.....	6M33G2D0/6
N° of Cylinders / Valves	.....	6 / 24
Cylinders arrangement	.....	In line
Bore x Stroke (mm)	.....	150 x 185
Displacement (L)	.....	19.6
Thermodynamic Cycle	.....	Diesel 4 stroke
Cooling System	.....	Liquid (water + 50% antifreeze)
Injection System	.....	Direct
Fuel System	.....	High Pressure Common Rail
Aspiration	.....	Turbocharged and Aftercooled
Compression ratio	.....	15 : 1
Flywheel housing	.....	SAE 1
Flywheel	.....	14"
N° of teeth on flywheel ring gear	.....	178
Inertia of flywheel (kg·m <sup>2</sup> )	.....	4.75
Inertia of crankshaft (kg·m <sup>2</sup> )	.....	1.66
Emission standard	.....	N/A
Overall Dimensions with radiator (Length x Width x Height) (mm)	.....	2798 x 1680 x 1954
Engine dry weight without radiator and without radiator pipes (kg)	.....	2090
Engine dry weight with radiator and radiator pipes (kg)	.....	2620
Engine wet weight with radiator (includes oil, coolant) (kg)	.....	2840

	Model :	<b>6M33G2D0/6</b>	Date :	17/07/20
	<b>PowerKit Engine Datasheet</b>		Page :	2 / 4

### Air intake system

Air intake temperature rise (°C) .....	≤ 5
Air intake restriction clean filter (mBar) .....	≤ 30
Air intake restriction dirty filter (mBar) .....	≤ 50
Recommended air flow @ PRP (m³/min) .....	47.3
Min. diameter of intake pipe (mm) .....	140

### Aftercooling system

Aftercooler system type .....	Air to Air
Aftercooler heat dissipating capacity @ PRP (kJ/s) .....	128
Max. intake temperature @ 25°C ambient temperature (°C) .....	55
Max. difference between intake temperature and ambient temperature (°C) .....	≤ 30
Max. intake pressure drop of aftercooler (mBar).....	150


### Lubrication system

Oil capacity Low / High (L) .....	36 / 61
Oil pressure in normal condition idle speed (Bar) .....	≥ 2
Oil pressure in normal condition at 1800 Rpm @ PRP (Bar) .....	4 - 6.5
Lowest oil pressure alarm (shutdown) (Bar) .....	2
Max. oil temperature (°C) .....	105
Oil flow (L/min) .....	≥ 316
Oil fuel consumption ratio based on engine fuel consumption data .....	≤ 0.3 %
Total system capacity (including filters) (L) .....	64

### Exhaust system

Max. exhaust back pressure (mBar) .....	75
Max. exhaust temperature before turbocharger (°C) .....	≤ 730
Max. exhaust temperature after turbocharger (°C) .....	≤ 550
Exhaust flow @ PRP (m³/min) .....	123.9
Min. diameter of exhaust pipe (mm) .....	200
Max. bending moment of exhaust gas exit flange (Nm) .....	10

DPK-TDS-EN-6M33-2002-20-07-17 Moteurs Baudouin reserve the right to modify these specifications, without notice. Document not contractual.

	Model :	<b>6M33G2D0/6</b>	Date :	17/07/20
	<b>PowerKit Engine Datasheet</b>		Page :	3 / 4

## Cooling system with standard radiator

System designed for ambient temperature up to (°C) <sup>1</sup> .....	50
Radiator type .....	Mechanical
Fan type .....	Belt driven pusher
Min. inside diameter of coolant outlet pipe (mm) .....	84
Coolant capacity of radiator and pipes (L) .....	115
Coolant alarm (shutdown) temperature (°C) .....	103
Thermostat opening temperature / full open temperature (°C) .....	80 / 92
Min. pressure in cooling system (Bar) .....	0.5
Coolant capacity of the engine (L) .....	44
Cooling fan airflow (m <sup>3</sup> /min) .....	1001
Max additional restriction - Duct allowance (Pa) .....	75

## Fuel system


Governor .....	ECU
Governor steady state speed stability at constant load (ISO 8528-5 Class G3) .....	≤ +/- 0.5 %
Max. restriction at fuel pump inlet (Bar) .....	0.5
Max. fuel return restriction (Bar) .....	0.5
Max. fuel inlet temperature (°C) .....	70
Fuel supply flow (L/hr) .....	950
Min. pressure of fuel pump (Bar) .....	1.3
Min. diameter of inlet pipe (mm) .....	14
Min. diameter of return pipe (mm) .....	14

## Electrical system

Electrical system voltage (negative to ground) (Vdc) .....	24
Starter power (kW) .....	8.5
Battery charger current (A) .....	55
Battery charger absorbed power (kW) .....	1.6
Max. electric resistance of starting circuit (Ω) .....	0.008
Min. sectional area of wire (mm <sup>2</sup> ) .....	70
Min. cold start temperature without auxiliary starting device (°C) <sup>2</sup> .....	- 5
Min. cold start temperature with auxiliary starting device (°C) <sup>2</sup> .....	- 10

<sup>1</sup> The indicated value is based on an AOT value of 50°C for an engine tested at 100% of the COP Power, in an open condition, without an enclosure or container, without any airflow obstruction in the front of the radiator, without air recirculation, with free exhaust gas exit and with the engine thermostatic valve in its full open condition, without a closing plate present.

<sup>2</sup> Engines used in emergency standby application or application that require immediate start under load, must be equipped with coolant heaters. Baudouin recommend heaters installation to be executed by providing constant coolant circulation across all the engine components. Two heaters are required for V-type engines, one per each side.

	Model :	<b>6M33G2D0/6</b>	Date :	17/07/20
	<b>PowerKit Engine Datasheet</b>		Page :	4 / 4

### Performance data

Mean Piston Speed (m/s)	.....	11.1
BMEP @ COP (Bar)	.....	17.52
Fan absorbed power (kW)	.....	26.8

### Noise

Diesel engine noise (Acoustic power level) (dB(A))	.....	120.1
Noise - upper side (dB(A))	.....	102.3
Noise - right side (view from flywheel) (dB(A))	.....	105.2
Noise - left side (view from flywheel) (dB(A))	.....	103.9
Noise – front (radiator) side (dB(A))	.....	103.1
Noise – rear (flywheel) side (dB(A))	.....	104.8

#### Notes :

- Noise test made at 100% of the PRP power, at 1 mt. distance, on engine without radiator, without cooling fan and without silencer.
- Noise test refers to GB/T 1859 norm : "Reciprocating internal combustion engines. Measurement of emitted airborne noise. Engineering method and survey method".

### Fuel consumption

Rating	gr/kWh	L/hr
100% PRP	207.5	150.7
100% COP	198.9	121.9
75% PRP	201.9	110
50% PRP	207.2	75.2
25% PRP	234	42.5
Fuel consumption tolerance +/- 5 %		

### Ratings definitions

#### Continuous Operation Power (COP)

Continuous Power is the maximum power available for an unlimited period of use at a constant load factor. No overload capability is allowed.

#### Prime Power (PRP)

Prime Power is the maximum power available for unlimited hours of usage in a variable load application. The average load factor should not exceed 70% of the engine's PRP power rating during any 24 hour period. An overload capability of 10% is available, however, this is limited to 1 hour within every 12 hour period.

- All ratings are based on operating conditions under ISO 8528-1, ISO 3046, DIN6271. Performance tolerance of  $\pm 5\%$ .
- Test conditions : 100 kPa, 25°C air inlet temperature, relative humidity of 30%, with fuel density 0.84 kg/L. Derating may be required for conditions outside these; please contact the factory for details.
- Power output curves are based on the engine operating with fuel system, water pump and lubricating oil pump; not included are battery charging alternator, fan and optional equipment.