
	Model :	16M33G2D0/6	Date :	17/07/20
	PowerKit Engine Datasheet		Page :	1 / 4

Ratings

RPM	Gross Engine Output				Net Engine Output			
	COP		PRP		COP kWm		PRP kWm	
	kWm	BHP	kWm	BHP	kWm	BHP	kWm	BHP
1800	1380	1849.2	1625	2177.5	1304.4	1747.9	1549.4	2076.2

Basic data

Engine model	16M33G2D0/6
N° of Cylinders / Valves	16 / 64
Cylinders arrangement	At Vee
Bore x Stroke (mm)	150 x 185
Displacement (L)	52.3
Thermodynamic Cycle	Diesel 4 stroke
Cooling System	Liquid (water + 50% antifreeze)
Injection System	Direct
Fuel System	High Pressure Common Rail
Aspiration	Turbocharged and Aftercooled
Compression ratio	15 : 1
Flywheel housing	SAE 0
Flywheel	18"
N° of teeth on flywheel ring gear	194
Inertia of flywheel (kg·m ²)	7.06
Inertia of crankshaft (kg·m ²)	3.8
Emission standard	N/A
Overall Dimensions with radiator (Length x Width x Height) (mm)	3967x 2237 x 2485
Engine dry weight without radiator and without radiator pipes (kg)	5200
Engine dry weight with radiator and radiator pipes (kg)	6470
Engine wet weight with radiator (includes oil, coolant) (kg)	7180

	Model : 16M33G2D0/6	Date : 17/07/20
	PowerKit Engine Datasheet	

Air intake system

Air intake temperature rise (°C)	≤ 5
Air intake restriction clean filter (mBar)	≤ 30
Air intake restriction dirty filter (mBar)	≤ 50
Recommended air flow @ PRP (m ³ /min)	124.7
Min. diameter of intake pipe (mm)	140

Aftercooling system

Aftercooler system type	Air to Water
Aftercooler heat dissipating capacity @ PRP (kJ/s)	355.6
Max. intake temperature @ 25°C ambient temperature (°C)	55
Max. difference between intake temperature and ambient temperature (°C)	≤ 30
Max. intake pressure drop of aftercooler (mBar).....	80


Lubrication system

Oil capacity Low / High (L)	114 / 171
Oil pressure in normal condition idle speed (Bar)	≥ 2
Oil pressure in normal condition at 1800 Rpm @ PRP (Bar)	4 - 6.5
Lowest oil pressure alarm (shutdown) (Bar)	2
Max. oil temperature (°C)	105
Oil flow (L/min)	≥ 640
Oil fuel consumption ratio based on engine fuel consumption data	≤ 0.3 %
Total system capacity (including filters) (L)	175

Exhaust system

Max. exhaust back pressure (mBar)	75
Max. exhaust temperature before turbocharger (°C)	≤ 750
Max. exhaust temperature after turbocharger (°C)	≤ 550
Exhaust flow @ PRP (m ³ /min)	374.6
Min. diameter of exhaust pipe (mm)	200
Max. bending moment of exhaust gas exit flange (Nm)	10

DPK-TDS-EN-16M33-2002-20-07-17 Moteurs Baudouin reserve the right to modify these specifications, without notice. Document not contractual.

	Model :	16M33G2D0/6	Date :	17/07/20
	PowerKit Engine Datasheet		Page :	3 / 4

Cooling system with standard radiator

System designed for ambient temperature up to (°C) ¹	50
Radiator type	Mechanical
Fan type	Belt driven pusher
Min. inside diameter of coolant outlet pipe (mm)	100
Coolant capacity of radiator and pipes (L)	412
Coolant alarm (shutdown) temperature (°C)	103
Thermostat opening temperature / full open temperature (°C)	80 / 92
Min. pressure in cooling system (Bar)	0.5
Coolant capacity of the engine (L)	130
Cooling fan airflow (m ³ /min)	2340
Max additional restriction - Duct allowance (Pa)	100

Fuel system


Governor	ECU
Governor steady state speed stability at constant load (ISO 8528-5 Class G3)	≤ +/- 0.5 %
Max. restriction at fuel pump inlet (Bar)	0.5
Max. fuel return restriction (Bar)	0.2
Max. fuel inlet temperature (°C)	70
Fuel supply flow (L/hr)	1900
Min. pressure of fuel pump (Bar)	0.5
Min. diameter of inlet pipe (mm)	19
Min. diameter of return pipe (mm)	19

Electrical system

Electrical system voltage (negative to ground) (Vdc)	24
Starter power (kW)	2 x 8.5
Battery charger current (A)	55
Battery charger absorbed power (kW)	1.6
Max. electric resistance of starting circuit (Ω)	0.008
Min. sectional area of wire (mm ²)	2 x 95
Min. cold start temperature without auxiliary starting device (°C) ²	- 10
Min. cold start temperature with auxiliary starting device (°C) ²	- 25

¹ The indicated value is based on an AOT value of 50°C for an engine tested at 100% of the COP Power, in an open condition, without an enclosure or container, without any airflow obstruction in the front of the radiator, without air recirculation, with free exhaust gas exit and with the engine thermostatic valve in its full open condition, without a closing plate present.

² Engines used in emergency standby application or application that require immediate start under load, must be equipped with coolant heaters. Baudouin recommend heaters installation to be executed by providing constant coolant circulation across all the engine components. Two heaters are required for V-type engines, one per each side.

	Model : 16M33G2D0/6	Date : 17/07/20
	PowerKit Engine Datasheet	

Performance data

Mean Piston Speed (m/s)	11.1
BMEP @ COP (Bar)	17.59
Fan absorbed power (kW)	74

Noise

Diesel engine noise (Acoustic power level) (dB(A))	120
Noise - upper side (dB(A))	102.1
Noise - right side (view from flywheel) (dB(A))	101.6
Noise - left side (view from flywheel) (dB(A))	103.8
Noise – front (radiator) side (dB(A))	101.2
Noise – rear (flywheel) side (dB(A))	102.5

Notes :

- a) Noise test made at 100% of the PRP power, at 1 mt. distance, on engine without radiator, without cooling fan and without silencer.
- b) Noise test refers to GB/T 1859 norm : “Reciprocating internal combustion engines. Measurement of emitted airborne noise. Engineering method and survey method”.

Fuel consumption

Rating	gr/kWh	L/hr
100% PRP	197.9	382.8
100% COP	196.1	322.2
75% PRP	195	282.9
50% PRP	193.8	187.5
25% PRP	225.7	109.2
Fuel consumption tolerance +/- 5 %		

Ratings definitions

Continuous Operation Power (COP)

Continuous Power is the maximum power available for an unlimited period of use at a constant load factor. No overload capability is allowed.

Prime Power (PRP)

Prime Power is the maximum power available for unlimited hours of usage in a variable load application. The average load factor should not exceed 70% of the engine’s PRP power rating during any 24 hour period. An overload capability of 10% is available, however, this is limited to 1 hour within every 12 hour period.

- 1) All ratings are based on operating conditions under ISO 8528-1, ISO 3046, DIN6271. Performance tolerance of ±5%.
- 2) Test conditions : 100 kPa, 25°C air inlet temperature, relative humidity of 30%, with fuel density 0.84 kg/L. Derating may be required for conditions outside these; please contact the factory for details.
- 3) Power output curves are based on the engine operating with fuel system, water pump and lubricating oil pump; not included are battery charging alternator, fan and optional equipment.